

INSTALLATION MANUAL HIDDEN ANTENNA

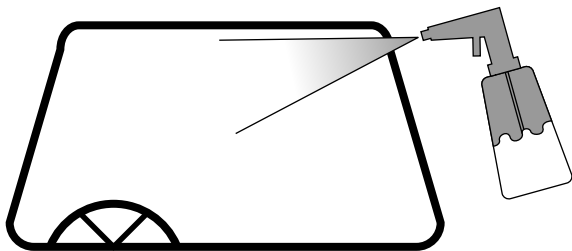
AUTHAB



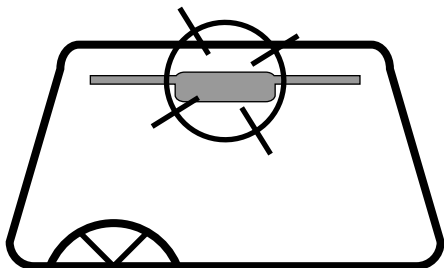
IMPORTANT: The hidden antenna can be installed on your windshield (optimal location) or under your seat. May also be mounted under headliner, but some reception will be sacrificed. Antenna should not come in contact with metal body panels.

The following instructions are for installing the antenna on your windshield.

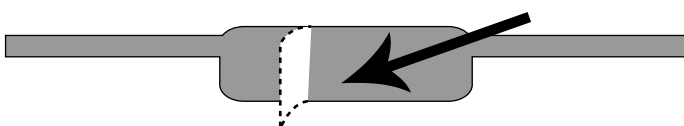
- 1 Clean inside windshield glass surface with a alcohol base solution.



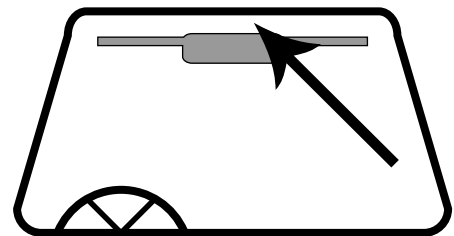
- 2 Determine location of the hidden antenna.



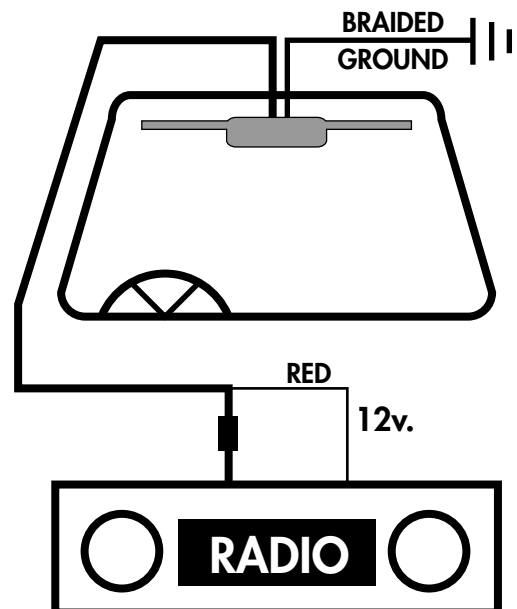
- 3 Remove the protection film from the antenna.



- 4 Install the hidden antenna on the glass, make sure it seats tight against the glass.



- 5 Please refer to illustration on how to wire the hidden antenna to the radio.



*Instructions are not vehicle specific. For general reference purposes only.