

# ridetech

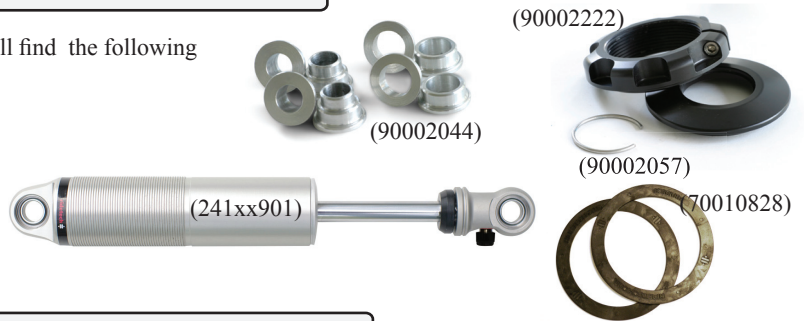
Air Ride Technologies

## COIL-OVER

### In the box....

Thank you for purchasing our product. In the box you will find the following components.

- 1- billet aluminum mono tube shock (241xx901)
- 1- Upper spring seat
- 1- Lower adjuster nut } Sold as pair (90002222)
- 1- Upper spring seat clip (90002057)
- 1- set of 5/8"-1/2" bearing spacer kit (90002044)
- 1- Delrin Washer set of 2 (70010828)



### Assembly...



First using the supplied lower adjuster nut(90002222) thread the nut onto the shock from the bottom side as seen in figure 1



Once the knob is removed Slide the Delrin washer over the spring, Next slide the upper spring mount (90002222) over eyelet as seen in figure 4.



Next install delrin washers then coil spring over the top of the shock as seen in figure 2



Install upper spring mount retainer clip (90002057) into the groove on the upper eyelet as seen in figure 5. Then reinstall adjuster to complete assembly. **NOTE** Remember to adjust shock valving before driving the shock is now set at full stiff



Before the upper spring mount can be installed screw the adjuster knob on the upper eye mount to the firmest setting (clockwise) as seen in figure 3. Then remove the Knob.



The included set of bearing spacers (90002044) are used to adapt the coil-overs to just about any application. The supplied spacers allow the coil-overs to accept 5/8" or 1/2" bolts.

### Shock adjustment 101- Single Adjustable

#### Rebound Adjustment:

How to adjust your new shocks.

The rebound adjustment knob is located on the top of the shock absorber protruding from the eyelet.

You must first begin at the ZERO setting, then set the shock to a soft setting of 20.



-Begin with the shocks adjusted to the ZERO rebound position (full stiff). Do this by rotating the rebound adjuster knob clockwise until it stops.

-Now turn the rebound adjuster knob counter clock wise 20 clicks. This sets the shock at 20. (settings 21-24 are typically too soft for street use).


#### Take the vehicle for a test drive.



-if you are satisfied with the ride quality, do not do anything, you are set!

-if the ride quality is too soft increase the damping effect by rotating the rebound knob clock wise 3 clicks. **CONTINUE ON NEXT PAGE.**

## Take the vehicle for another test drive.



-if the vehicle is too soft increase the damping effect by rotating the rebound knob clock wise 3 additional clicks.

-If the vehicle is too stiff rotate the rebound adjustment knob counter clock wise 2 clicks and you are set!

Take the vehicle for another test drive and repeat the above steps until the ride quality is satisfactory.

### **Note:**

**One end of the vehicle will likely reach the desired setting before the other end. If this happens stop adjusting the satisfied end and keep adjusting the unsatisfied end until the overall ride quality is satisfactory.**

## Shock adjustment 101- Triple Adjustable

### Triple Adjustable:

#### Step One: High Speed Compression



-High speed compression adjustments are used in both street driving and track tuning.

-Begin with the shocks adjusted to the ZERO high speed compression position (full stiff). Do this by rotating the high speed compression adjuster (large knob) clockwise until it stops.

-Now turn the high speed compression adjuster knob counter clock wise 20 clicks. This sets the shock at 20. (settings 21-24 are typically too soft for street use. For typical street driving the high speed compression adjuster will remain at setting 20.

#### Step Two: Low Speed Compression

Low speed compression adjustment is what is typically felt during street driving.



-Begin with the shocks adjusted to the ZERO low speed compression position (full stiff). Do this by rotating the low speed compression adjuster (small knob) clockwise until it stops.

-Now turn the low speed compression adjuster knob counter clock wise 20 clicks. This sets the shock at 20. (settings 21-24 are typically too soft for street use). Take the vehicle for a test drive.

-if you are satisfied with the ride quality, do not do anything, you are set!

-if the ride quality is too soft increase the damping effect by rotating the low speed compression knob clock wise 3 clicks.

## Take the vehicle for another test drive.



-if the vehicle is too soft increase the damping effect by rotating the low speed compression knob clock wise 3 additional clicks.

-If the vehicle is too stiff rotate the low speed compression adjustment knob counter clock wise 2 clicks and you are set!

Take the vehicle for another test drive and repeat the above steps until the ride quality is satisfactory.

### Step 3:

Adjust rebound according to Single Adjustable instructions.

### **Note:**

**One end of the vehicle will likely reach the desired setting before the other end. If this happens stop adjusting the satisfied end and keep adjusting the unsatisfied end until the overall ride quality is satisfactory.**

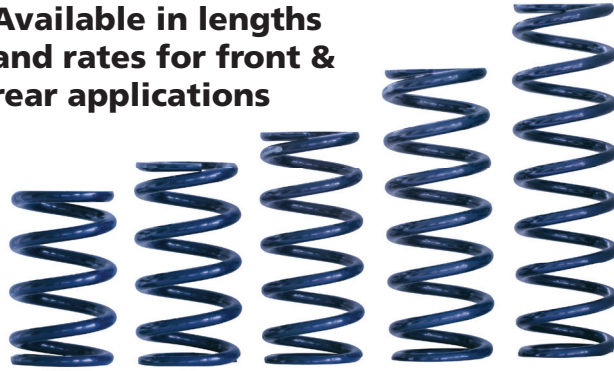
## RideTech 2 1/2" coil over springs built in Indiana by HyperCo:

High tensile premium steel CNC cold wound, less weight, more resistant to bowing, increased travel with durable powered coated finish

**All popular rates in 6", 7", 8", 10", & 12" lengths**

**RIDETECH HIGH TENSILE 2 1/2" ID COIL SPRINGS** (each)  
Popular Lengths & Rates \$75

## Available in lengths and rates for front & rear applications



### COIL SPRING RECOMMENDATIONS

Shock Stroke	Coil Spring #	Description
2.9	59060600	6" free length 2.5" ID 600 lbs/in
2.9	59060700	6" free length 2.5" ID 700 lbs/in
2.9	59060800	6" free length 2.5" ID 800 lbs/in
2.9	59070175	7" free length 2.5" ID 175 lbs/in
2.9	59070200	7" free length 2.5" ID 200 lbs/in
2.9	59070275	7" free length 2.5" ID 275 lbs/in
2.9	59070300	7" free length 2.5" ID 300 lbs/in
2.9	59070350	7" free length 2.5" ID 350 lbs/in
2.9	59070400	7" free length 2.5" ID 400 lbs/in
2.9	59070450	7" free length 2.5" ID 450 lbs/in
2.9	59070500	7" free length 2.5" ID 500 lbs/in
2.9	59070550	7" free length 2.5" ID 550 lbs/in
2.9	59070600	7" free length 2.5" ID 600 lbs/in
2.9	59070650	7" free length 2.5" ID 650 lbs/in
2.9	59070700	7" free length 2.5" ID 700 lbs/in
2.9	59070750	7" free length 2.5" ID 750 lbs/in
3.6	59080100	8" free length 2.5" ID 100 lbs/in
3.6	59080150	8" free length 2.5" ID 150 lbs/in
3.6	59080200	8" free length 2.5" ID 200 lbs/in
3.6	59080225	8" free length 2.5" ID 225 lbs/in
3.6	59080250	8" free length 2.5" ID 250 lbs/in
3.6	59080275	8" free length 2.5" ID 275 lbs/in
3.6	59080300	8" free length 2.5" ID 300 lbs/in
3.6	59080325	8" free length 2.5" ID 325 lbs/in
3.6	59080350	8" free length 2.5" ID 350 lbs/in
3.6	59080375	8" free length 2.5" ID 375 lbs/in
3.6	59080400	8" free length 2.5" ID 400 lbs/in
3.6	59080450	8" free length 2.5" ID 450 lbs/in
3.6	59080475	8" free length 2.5" ID 475 lbs/in
3.6	59080500	8" free length 2.5" ID 500 lbs/in
3.6	59080525	8" free length 2.5" ID 525 lbs/in
3.6	59080550	8" free length 2.5" ID 550 lbs/in
3.6	59080575	8" free length 2.5" ID 575 lbs/in
3.6	59080600	8" free length 2.5" ID 600 lbs/in
3.6	59080650	8" free length 2.5" ID 650 lbs/in
3.6	59080700	8" free length 2.5" ID 700 lbs/in
3.6	59080750	8" free length 2.5" ID 750 lbs/in
3.6	59080800	8" free length 2.5" ID 800 lbs/in

### COIL SPRING RECOMMENDATIONS

Shock Stroke	Coil Spring #	Description
4.1/5.2	59100125	10" free length 2.5" ID 125 lbs/in
4.1/5.2	59100150	10" free length 2.5" ID 150 lbs/in
4.1/5.2	59100162	10" free length 2.5" ID 162 lbs/in
4.1/5.2	59100175	10" free length 2.5" ID 175 lbs/in
4.1/5.2	59100200	10" free length 2.5" ID 200 lbs/in
4.1/5.2	59100225	10" free length 2.5" ID 225 lbs/in
4.1/5.2	59100250	10" free length 2.5" ID 250 lbs/in
4.1/5.2	59100275	10" free length 2.5" ID 275 lbs/in
4.1/5.2	59100300	10" free length 2.5" ID 300 lbs/in
4.1/5.2	59100325	10" free length 2.5" ID 325 lbs/in
4.1/5.2	59100350	10" free length 2.5" ID 350 lbs/in
4.1/5.2	59100375	10" free length 2.5" ID 375 lbs/in
4.1/5.2	59100400	10" free length 2.5" ID 400 lbs/in
4.1/5.2	59100425	10" free length 2.5" ID 425 lbs/in
4.1/5.2	59100450	10" free length 2.5" ID 450 lbs/in
4.1/5.2	59100475	10" free length 2.5" ID 475 lbs/in
4.1/5.2	59100500	10" free length 2.5" ID 500 lbs/in
4.1/5.2	59100525	10" free length 2.5" ID 525 lbs/in
4.1/5.2	59100550	10" free length 2.5" ID 550 lbs/in
4.1/5.2	59100575	10" free length 2.5" ID 575 lbs/in
4.1/5.2	59100600	10" free length 2.5" ID 600 lbs/in
4.1/5.2	59100625	10" free length 2.5" ID 625 lbs/in
4.1/5.2	59100650	10" free length 2.5" ID 650 lbs/in
4.1/5.2	59100675	10" free length 2.5" ID 675 lbs/in
4.1/5.2	59100700	10" free length 2.5" ID 700 lbs/in
6.3/6.9	59120125	12" free length 2.5" ID 125 lbs/in
6.3/6.9	59120150	12" free length 2.5" ID 150 lbs/in
6.3/6.9	59120162	12" free length 2.5" ID 162 lbs/in
6.3/6.9	59120175	12" free length 2.5" ID 175 lbs/in
6.3/6.9	59120185	12" free length 2.5" ID 185 lbs/in
6.3/6.9	59120200	12" free length 2.5" ID 200 lbs/in
6.3/6.9	59120225	12" free length 2.5" ID 225 lbs/in
6.3/6.9	59120250	12" free length 2.5" ID 250 lbs/in
6.3/6.9	59120275	12" free length 2.5" ID 275 lbs/in
6.3/6.9	59120300	12" free length 2.5" ID 300 lbs/in
6.3/6.9	59120325	12" free length 2.5" ID 325 lbs/in
6.3/6.9	59120350	12" free length 2.5" ID 350 lbs/in
6.3/6.9	59120375	12" free length 2.5" ID 375 lbs/in
6.3/6.9	59120400	12" free length 2.5" ID 400 lbs/in
6.3/6.9	59120425	12" free length 2.5" ID 425 lbs/in
6.3/6.9	59120450	12" free length 2.5" ID 450 lbs/in